

TENDE A BRACCI CON CASSONETTO

Cassette folding arm awnings
Store coffre

Hülsen- und Kassettenmarkisen
Toldos de brazos extensibles con cofre

2040

2050



awning the Italian way



2040



2040 è una tenda a bracci estensibili su barra quadra 40 mm in acciaio zincato e verniciato con cassonetto a scomparsa parziale e con bracci a doppio cavetto inguainato o a catena inox. Questo modello viene fornito di un supporto braccio basculante brevettato che consente di regolare la tenda senza dover inclinare il cassonetto.



2040 is a folding arm awning on a 40 mm zincated and painted steel square bar with half cassette and double covered cables or stainless chain arms. This model includes a patented tipping system which allows to adjust the awning's inclination without acting on the cassette itself.



2040 est un store banne à bras extensibles sur barre carrée 40 mm en acier zinguée et laquée, avec bras à double câble gainé ou chaîne inox avec demie coffre. Le support bras à basculement breveté permet le réglage de l'inclinaison du store sans modifier la position du coffre.



2040: Hülsenmarkise, 40 mm stahlverzinktes und lackiertes Tragrohr, Doppelseil- oder Ketten-Arme. Dieses Modell ist mit einer patentierten Kipparmkonsole ausgerüstet, welches eine Einstellung erlaubt ohne dabei die Kasette neigen zu müssen. Wand- oder Deckenmontage ist möglich, sowie auch Dachmontage.



2040 es un toldo con brazos extensibles sobre barra cuadrada 40 mm en acero galvanizado y lacado con cofre opcional y con brazos con doble cable enfundado o cadena acero inox. Este modelo viene con un soporte brazo basculante patentado que permite regular el toldo sin tener que inclinar el cofre.

2050



2050 è una tenda con cassonetto a scomparsa parziale a bracci estensibili esterni su supporti laterali fissi e contropiastra di ancoraggio, bracci a doppio cavetto inguainato o a catena inox. Il montaggio può essere effettuato a parete o a soffitto. Dispone di apposite alettine in acciaio salvatessuto da posizionare nel cassonetto all'altezza delle cuciture oltre ad una novità che è il terminale opzionale 31592, che raccoglie e nasconde tutti i bracci a tenda è chiusa.



2050 is a semi-casseted folding arm awning on independent fixed side brackets and wall plate with double covered cable or stainless chain arms. The installation can be done either on the wall or on the ceiling. A special internal fabric-saving stainless steel profile is available to prevent fabric damage on the sewing level. The new 31592 large front bar is available as an option and will provide a fully cassetted outlook to this model once the arms are closed.



2050 est un store semi-coffre à bras extensibles extérieurs à double câbles gainé ou chaîne inox sur supports latéraux fixes. Pose mur ou plafond. Dispose de lyres en acier à positionner sur le coffre pour protéger les coutures du tissu. La barre de charge 31592, en option, permet de couvrir les bras quand le store est fermé.



2050: Hülsenmarkise mit Gelenk-Arm auf seitlichen Armkonsolen montiert, Doppelseil- oder Kettenarm, Grundplatte für Wand- oder Deckenmontage. Eine spezielle Stahlleinage wird im Inneren der Kasette, unter die Nähte positioniert, um das Tuch zu schützen. Zudem kann die Ausfallblende 31592 benutzt werden, welche bei geschlossener Markise die Arme unsichtbar macht.



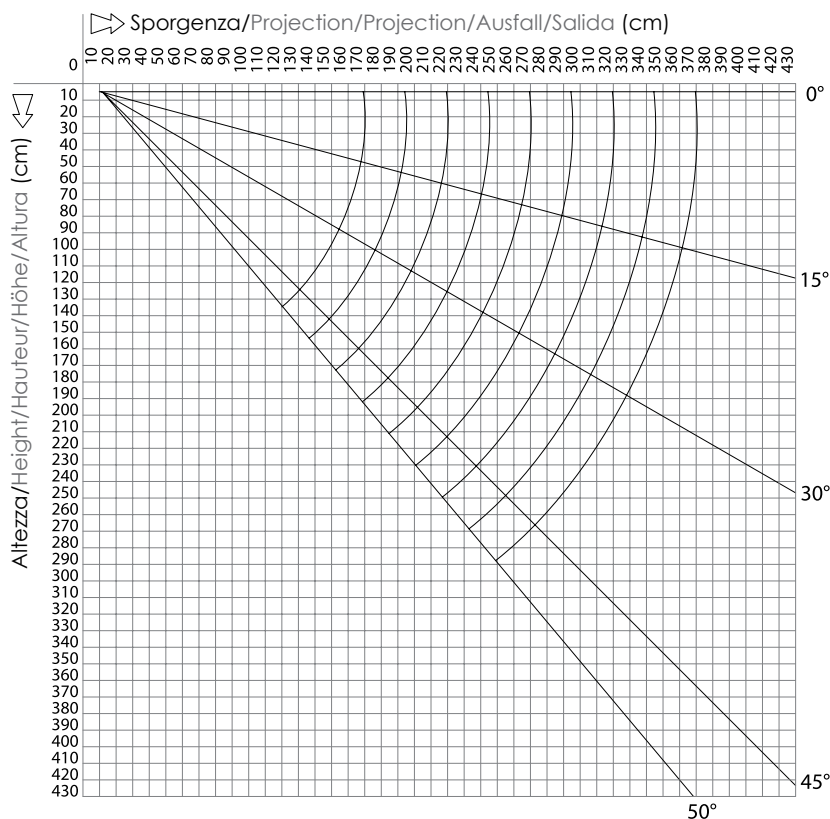
2050 es un toldo semicofre con brazos extensibles externos y soportes laterales fijos y contraplaca de anclaje, brazos con doble cable enfundado o cadena acero inox. El montaje puede ser efectuado a pared o en el techo. Dispone de salvatejido a posicionar en el cofre a la altura de las costuras y además de una novedad que es el terminal opcional 31592, que recoge y esconde los dos brazos con el toldo cerrado.

2040

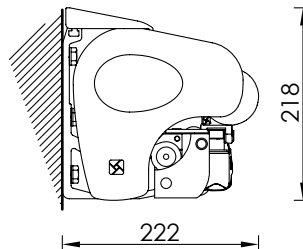


SCHEDA TECNICA/technical sheet

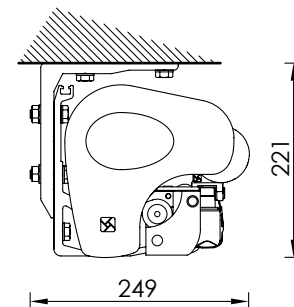
Diagramma di copertura - Installazione parete e soffitto Covering diagram - Wall and ceiling installation



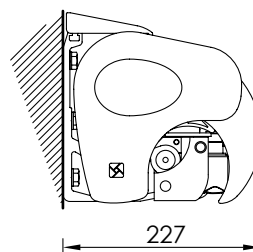
Montaggio a parete
Wall installation



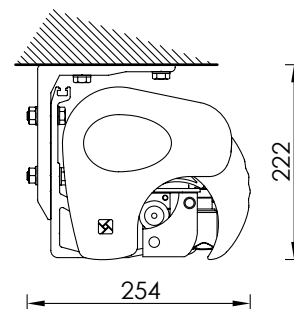
Montaggio a soffitto
Ceiling installation



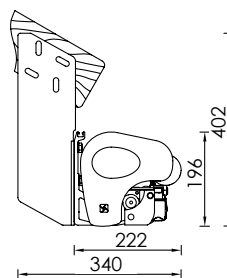
Montaggio a parete
con terminale 31592
Wall installation with
31592 front bar



Montaggio a soffitto
con terminale 31592
Ceiling installation
with 31592 front bar




Montaggio sottotetto
Under-roof installation



Ingombri minimi della tenda finita - 1 coppia bracci
Minimum awning encumbrances - 1 pair arms
Encombants minimum du store fini - 1 pair bras
Mindestabmessungen der Markise - 1 Paar Gelenkarme
Tamaño mínimo del toldo - 1 pareja de brazos

Dimensioni massime - Maxi dimensions



Sporgenza Projection Avancée Ausladung Salida	Larghezza min. Min. Width Largeur min. Breite min. Línea mín.
160	205
185	230
210	255
235	280
260	305
285	330
310	355
335	380
360	405

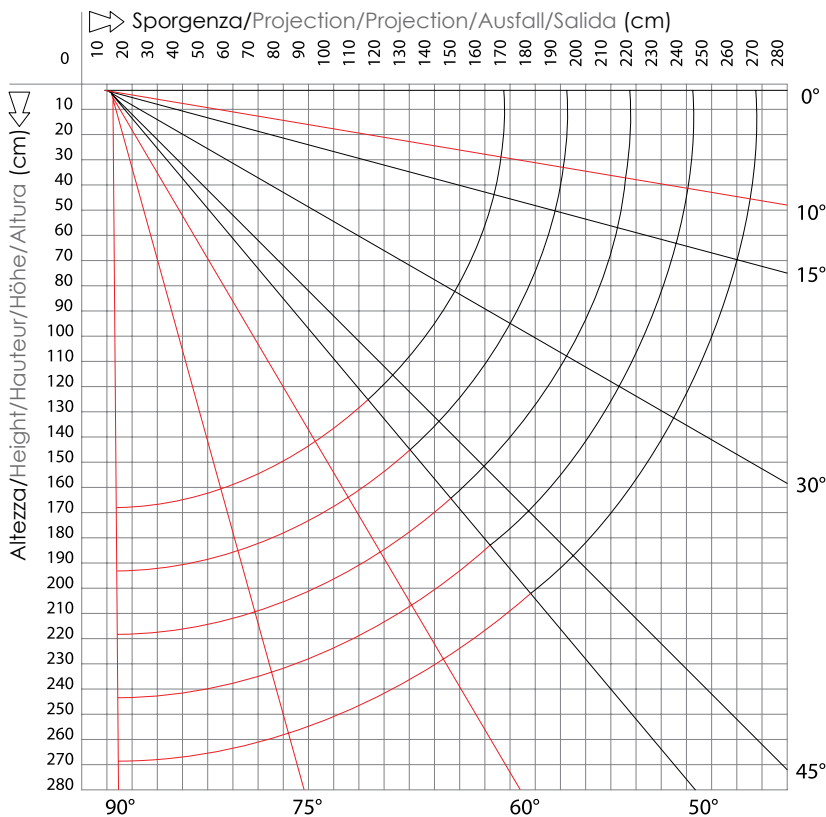
Tutte le misure dei montaggi sono espresse in mm \ All the sizes are in mm \ Tout dimension en mm
Alle Massen in den Montagschemen verstehen sich in mm \ Todas las dimensiones están en mm accesorios

2050



SCHEDA TECNICA/technical sheet

Diagramma di copertura - Installazione parete e soffitto Covering diagram - Wall and ceiling installation



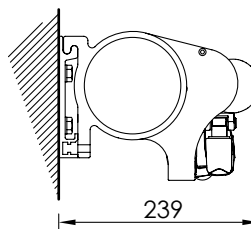
■ Diagramma di copertura a parete 0° - 50° - Wall covering diagram 0° - 50°

■ Diagramma di copertura a soffitto 10° - 90° - Ceiling covering diagram 10° - 90°

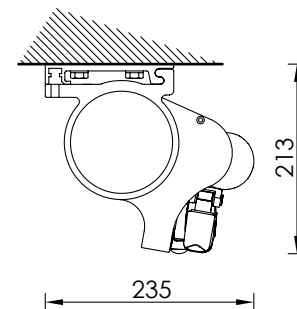
Dimensioni massime - Maxi dimensions



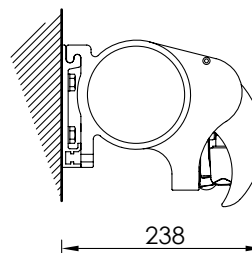
Montaggio a parete
Wall installation



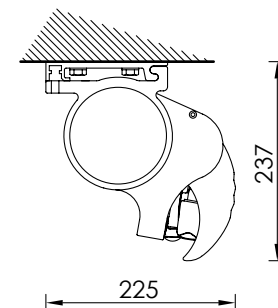
Montaggio a soffitto
Ceiling installation



Montaggio a parete
con terminale 31592
Wall installation
with 31592 front bar



Montaggio a soffitto
con terminale 31592
Ceiling installation
with 31592 front bar



Ingombri minimi della tenda finita - 1 coppia bracci
Minimum awning encumbrances - 1 pair arms
Encombrents minimum du store fini - 1 pair bras
Mindestabmessungen der Markise - 1 Paar Gelenkarme
Tamaño mínimo del toldo - 1 pareja de brazos

Sporgenza Projection Avancée Ausladung Salida	Larghezza min. Min. Width Largeur min. Breite min. Línea mín.
160	190
185	215
210	240
235	265
260	290

Tutte le misure dei montaggi sono espresse in mm \ All the sizes are in mm \ Tout dimension en mm
Alle Massen in den Montagenschemen verstehen sich in mm \ Todas las dimensiones están en mm accesorios



awning the Italian way

BAT S.p.A.

Via H. Ford - Z.I. Est
30020 Noventa di Piave (VE) - Italy
T. +39 0421 65672
F. +39 0421 659007
www.batgroup.com - info@batgroup.com

BAT FRANCE

Quartier des 4 Chemins
Zac Ducournau
83340 Flassans Sur Issole
Tel 04 94 78 17 73
Fax 04 94 04 79 32
www.batgroup.com - info@batgroup.fr

BAT IBÉRICA, S.L.

Travesia Cuenca-3, núm.2
Pol. Ind. Camporosso
Apartado de Correos nº 22
02520 Chinchilla de Monte Aragón (Albacete)
T. +34 967 261 779 - F. +34 967 261 584
www.batgroup.com - info@batiberica.es

BAT USA CORP.

Head offices
445 Bellvale Road
Chester, NY 10918
Phone 845 610 1139
Fax 845 610 1120
www.batgroup.com - info@batusa.us