

**TENDE A BRACCI ESTENSIBILI**

Folding arm awnings  
Store à bras extensibles  
Gelenkarm-Markisen  
Toldos de brazos extensibles

**AUSTRALIA**

**LEVA INCASTRO BQ**

**LIBERTY**

**LEVA INCASTRO PS**



awning the Italian way



# AUSTRALIA LEVA INCASTRO BQ



LEVA INCASTRO BQ tenda su barra quadra 40 mm; per la sua spiccata versatilità, affidabilità e per il rapporto qualità-prezzo è ad oggi uno dei "cavalli di battaglia" di BAT. Il supporto Leva Incastro, in pressofusione, può inclinare da 0° a 90°, in modo continuo; facile da posare, è dotata di una gamma di optional e staffe atte a soddisfare qualsiasi tipo di installazione.



LEVA INCASTRO BQ awning on square bar 40 mm; for its remarkable versatility and reliability, and for the great value for money is still nowadays one of the BAT "warhorses". The die casted Leva Incastro support, can be inclined up to 90° continuously; easy to install, is equipped with a range of optional brackets in order to meet any kind of mounting.



LEVA INCASTRO BQ stores monobloc sur carre 40 mm, extrêmement versatile, par sa fiabilité et son rapport qualité prix c'est le cheval de bataille de BAT Le support Leva Incastro, est en injection, il peut s'incliner de 0° à 90° de façon continue. Il est facile à installer. Ce système est doté d'une large gamme d'option et de supports pour répondre à n'importe quelle installation.



LEVA INCASTRO BQ Markise auf Vierkantröhr 40 mm, für Ihre bemerkenswerte Vielseitigkeit, Zuverlässigkeit und Preis-Leistungsverhältnis ist heute eines der "Arbeitspferde" von BAT. Die Konsole Leva Incastro, aus Druckguss, kann in einer kontinuierlichen Weise von 0° bis 90° geneigt werden; einfache Installation, weißt eine Reihe von Konsolen und Optional auf um jede Art der Installation zufrieden zu stellen.



LEVA INCASTRO BQ toldo sobre barra cuadrada de 40 mm; gracias a su gran versatilidad, fiabilidad y relación calidad-precio es a día de hoy uno de los "caballos de batalla" de BAT. El soporte Leva Incastro, fabricado de inyección de aluminio, puede inclinar desde 0° a 90° de modo continuo; fácil de colocar, está dotado de una gama de opcionales y soportes que son compatibles con cualquier tipo de instalación.

# LIBERTY LEVA INCASTRO PS



LEVA INCASTRO PS tenda a supporti indipendenti; è riconosciuto nel mercato per la sua spiccata versatilità, affidabilità e per il rapporto qualità-prezzo ed è ad oggi uno dei "cavalli di battaglia" di BAT. Il supporto Leva Incastro, in pressofusione, può inclinare da 0° a 90°, in modo continuo; facile da posare, è atta a soddisfare qualsiasi tipo di installazione.



LEVA INCASTRO PS separate supports awning; it is well known in the market for its remarkable versatility and reliability, and for the great value for money is still nowadays one of the BAT "warhorses". The die casted Leva Incastro support, can be inclined up to 90° continuously; easy to install and also to meet any kind of mounting.



LEVA INCASTRO PS store à supports indépendants, le marché la connaît pour sa simplicité et sa versatilité, sa fiabilité et son rapport qualité prix c'est le "cheval de bataille" de BAT Le support Leva Incastro, est en injection, il peut s'incliner de 0° à 90° de façon continue. Il est facile à installer. Ce système est doté d'une large gamme d'option et de supports pour répondre à n'importe quelle installation.



LEVA INCASTRO PS Markise mit unabhängigen Konsolen; wird am Markt mit seiner bemerkenswerter Vielseitigkeit, Zuverlässigkeit und Preis-Leistungs-verhältnis ist heute eines der "Schlachtpferde" von BAT. Die Konsole Leva Incastro, aus Druckguss, kann in einer kontinuierlichen Weise von 0° bis 90° geneigt werden; einfache Installation, und kann jede Art der Installation zufrieden stellen.



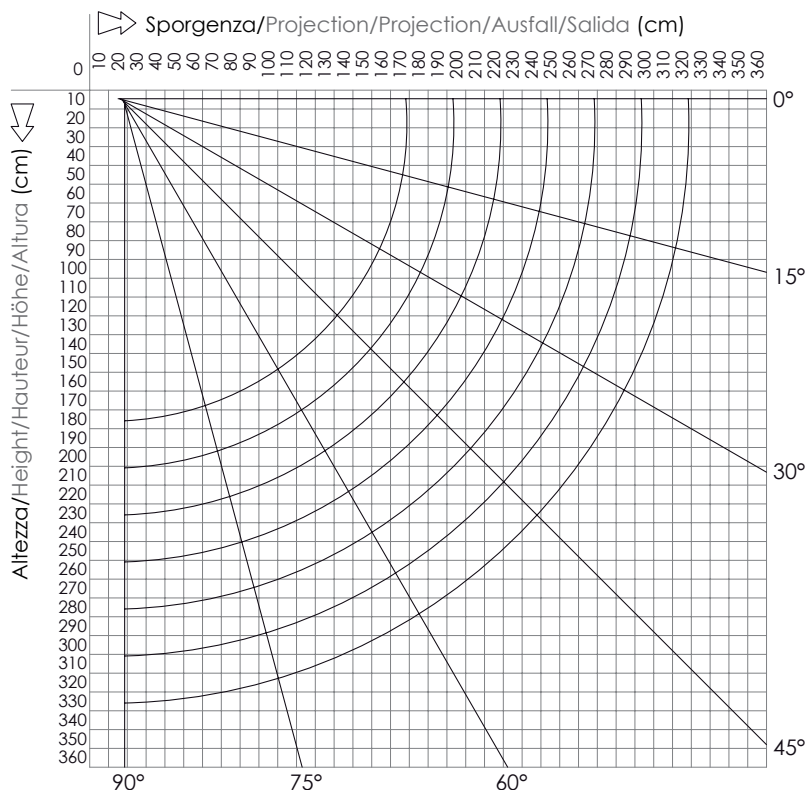
LEVA INCASTRO PS toldo con soportes independientes; está reconocido en el mercado por su estudiada versatilidad, fiabilidad y relación calidad-precio. Es, a día de hoy, uno de los "caballos de batalla" de BAT. El soporte Leva Incastro, de inyección de aluminio, puede inclinar desde 0° a 90° de modo continuo; fácil de colocar, compatible para cualquier tipo de instalación.

# AUSTRALIA LEVA INCASTRO BQ

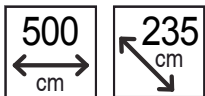
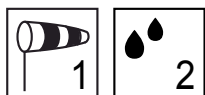
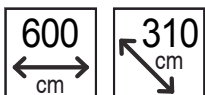


## SCHEMA TECNICA/technical sheet

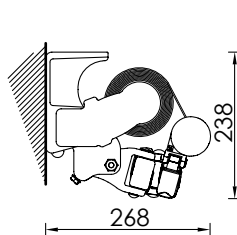
### Diagramma di copertura - Installazione parete e soffitto Covering diagram - Wall and ceiling installation



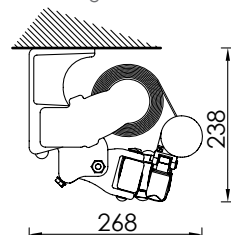
Dimensioni massime - Maxi dimensions



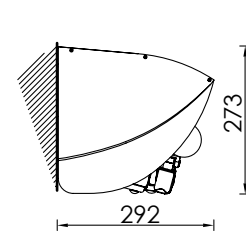
Montaggio a parete  
Wall installation



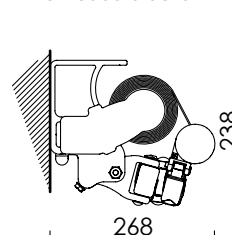
Montaggio a soffitto  
Ceiling installation



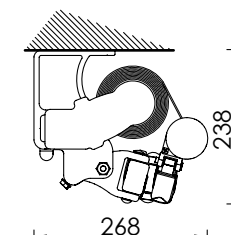
Montaggio con tettuccio  
Installation with a hood



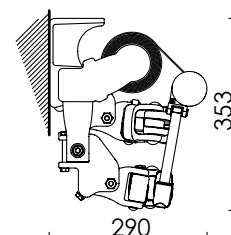
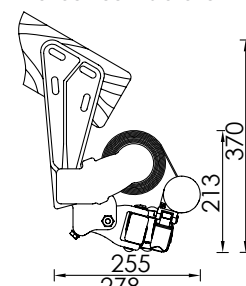
Montaggio a parete  
con staffa estrusa  
Wall installation with  
extruded bracket



Montaggio a soffitto con  
staffa estrusa  
Ceiling installation with  
extruded bracket



Montaggio sottotetto  
Under-roof installation



Montaggio con kit  
bracci incrociati  
Installation with  
crossed arm kit

Ingombri minimi della tenda finita - 1 coppia bracci  
Minimum awning encumbrances - 1 pair arms  
Encombrents minimum du store fini - 1 pair bras  
Mindestabmessungen der Markise - 1 Paar Gelenkarme  
Tamaño mínimo del toldo - 1 pareja de brazos

Sporgenza Projection Avancée Ausladung Salida	Larghezza min. Min. Width Largeur min. Breite min. Linea mín.	Largh. min. con kit bracci incrociati Min. Width with crossed arms Largeur min. avec bras croisés Breite min. mit gekreuzte arme Linea mín. con brazos cruzados
160	191	129
185	216	141
210	241	154
235	266	166
260	291	179
285	316	191
310	341	204

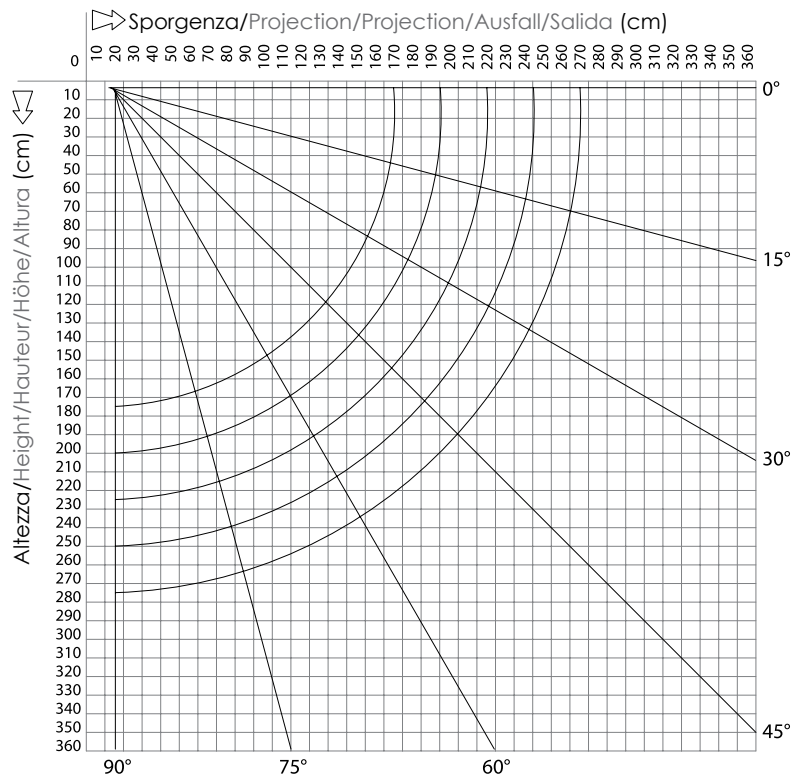
Tutte le misure dei montaggi sono espresse in mm \ All the sizes are in mm \ Tout dimension en mm  
Alle Massen in den Montagenschemen verstehen sich in mm \ Todas las dimensiones están en mm accesorios

# LIBERTY LEVA INCASTRO PS

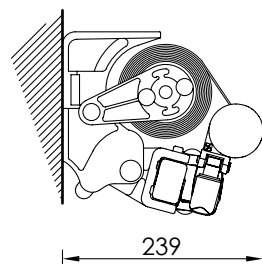


## SCHEDA TECNICA/technical sheet

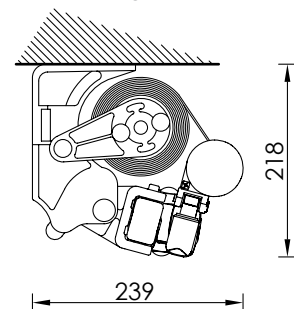
### Diagramma di copertura - Installazione parete e soffitto Covering diagram - Wall and ceiling installation



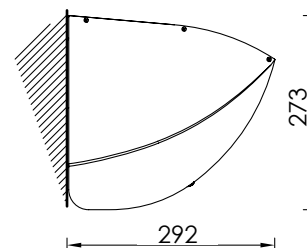
Montaggio a parete  
Wall installation




Montaggio a soffitto  
Ceiling installation



Montaggio con tettuccio  
Installation with a hood



### Dimensioni massime - Maxi dimensions



Ingombri minimi della tenda finita - 1 coppia bracci  
Minimum awning encumbrances - 1 pair arms  
Encombrents minimum du store fini - 1 pair bras  
Mindestabmessungen der Markise - 1 Paar Gelenkarne  
Tamaño mínimo del toldo - 1 pareja de brazos

Sporgenza Projection Avancée Ausladung Salida	Larghezza min. Min. Width Largeur min. Breite min. Línea mín.
160	185
185	210
210	235
235	260
260	285



awning the Italian way

### **BAT S.p.A.**

Via H. Ford - Z.I. Est  
30020 Noventa di Piave (VE) - Italy  
T. +39 0421 65672  
F. +39 0421 659007  
[www.batgroup.com](http://www.batgroup.com) - [info@batgroup.com](mailto:info@batgroup.com)

### **BAT FRANCE**

Quartier des 4 Chemins  
Zac Ducournau  
83340 Flassans Sur Issole  
Tel 04 94 78 17 73  
Fax 04 94 04 79 32  
[www.batgroup.com](http://www.batgroup.com) - [info@batgroup.fr](mailto:info@batgroup.fr)

### **BAT IBÉRICA, S.L.**

Travesia Cuenca-3, núm.2  
Pol. Ind. Camporosso  
Apartado de Correos nº 22  
02520 Chinchilla de Monte Aragón (Albacete)  
T. +34 967 261 779 - F. +34 967 261 584  
[www.batgroup.com](http://www.batgroup.com) - [info@batiberica.es](mailto:info@batiberica.es)

### **BAT USA CORP.**

Head offices  
445 Bellvale Road  
Chester, NY 10918  
Phone 845 610 1139  
Fax 845 610 1120  
[www.batgroup.com](http://www.batgroup.com) - [info@batusa.us](mailto:info@batusa.us)